

# Logbook

Patient

Report  mmol/l (Plasma)

Date Range

From  To

Click on a date, value, or icon to view/edit information.

| Date ▼                   | Breakfast |     |      |      |       | Lunch |     |      |      |       | Dinner |      |      |      |       | Night |      |      | Cmnt |
|--------------------------|-----------|-----|------|------|-------|-------|-----|------|------|-------|--------|------|------|------|-------|-------|------|------|------|
|                          | Bef       | Aft | Meds | Carb | Other | Bef   | Aft | Meds | Carb | Other | Bef    | Aft  | Meds | Carb | Other | Gluc  | Meds | Carb |      |
| <a href="#">08/12/02</a> | 3.7       | 7.3 | 20M  | 30   |       |       |     |      |      |       | 8.3    |      | 10M  | 60   | X     |       |      |      |      |
| <a href="#">08/12/02</a> |           |     |      |      |       |       |     |      |      |       | 7.1    |      |      |      |       |       |      |      |      |
| <a href="#">07/12/02</a> | 9.5       |     | 20M  | 30   |       | 7.7   |     |      | 15   |       | 9.9    |      | 10M  | 45   |       |       |      |      |      |
| <a href="#">06/12/02</a> | 6.3       |     | 20M  | 30   |       | 4.8   |     |      | 15   |       | 8      |      | 10M  | 60   |       | 165   |      | 15   |      |
| <a href="#">05/12/02</a> | 19.6      |     | 20M  | 15   | ♥     | 11    | 7.9 |      | 30   | X     |        |      | 10M  | 120  | X     |       |      |      |      |
| <a href="#">04/12/02</a> |           | 9.2 | 20M  | 30   | ♥     |       |     |      |      |       | 17.2   |      | 4A   | 30   |       |       |      |      |      |
| <a href="#">04/12/02</a> |           |     |      |      |       |       |     |      |      |       | 12.4   |      | 5A   |      |       |       |      |      |      |
| Average                  | 7.6       | 8.5 |      |      |       | 9.1   | 8.1 |      |      |       | 11.2   | 12.8 |      |      |       | 133   |      |      |      |
| In Target                | 40%       | 86% |      |      |       | 43%   | 88% |      |      |       | 27%    | 33%  |      |      |       | 71%   |      |      |      |
| # Results                | 15        | 7   |      |      |       | 14    | 8   |      |      |       | 11     | 3    |      |      |       | 7     |      |      |      |

View Statistics & targets

■ Hypoglycemic    
 ■ Above Target    
 ■ Below Target

M=Premixed A=Rapid

# Summary

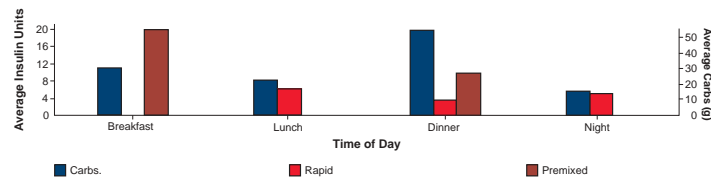
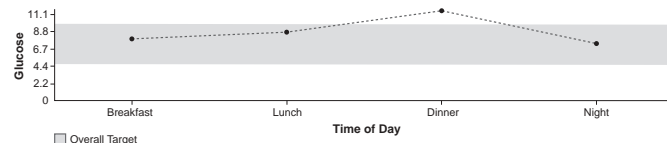
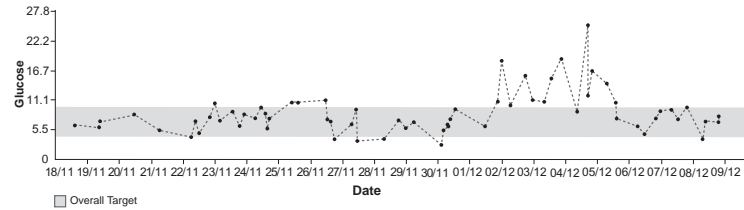

Patient  Report  mmol/l (Plasma)  
 Date Range  From  To

Click on a date for more information.

| Date      | Breakfast |     |      |      |       | Lunch |     |      |      |       | Dinner |      |      |      |       | Night |      |      |
|-----------|-----------|-----|------|------|-------|-------|-----|------|------|-------|--------|------|------|------|-------|-------|------|------|
|           | Bef       | Alt | Meds | Carb | Other | Bef   | Alt | Meds | Carb | Other | Bef    | Alt  | Meds | Carb | Other | Gluc  | Meds | Carb |
| 08/12/02  | 3.7       | 7.3 | 20M  | 30   |       |       |     |      |      |       | 8.3    |      | 10M  | 60   | X     |       |      |      |
| 08/12/02  |           |     |      |      |       |       |     |      |      |       | 7.1    |      |      |      |       |       |      |      |
| 07/12/02  | 9.5       |     | 20M  | 30   |       | 7.7   |     |      | 15   |       | 9.9    |      | 10M  | 45   |       |       |      |      |
| 06/12/02  | 6.3       |     | 20M  | 30   |       | 4.8   |     |      | 15   |       | 8      |      | 10M  | 60   |       | 165   |      | 15   |
| 05/12/02  | 14.6      |     | 20M  | 15   | ♥     | 11    | 7.9 |      | 30   | X     |        |      | 10M  | 120  | X     |       |      |      |
| 04/12/02  |           | 9.2 | 20M  | 30   | ♥     |       |     |      |      |       | 17.2   |      | 4A   | 30   |       |       |      |      |
| 04/12/02  |           |     |      |      |       |       |     |      |      |       | 12.4   |      | 5A   |      |       |       |      |      |
| Average   | 7.6       | 8.5 |      |      |       | 9.1   | 8.1 |      |      |       | 11.2   | 12.8 |      |      |       | 133   |      |      |
| In Target | 40%       | 86% |      |      |       | 43%   | 88% |      |      |       | 27%    | 33%  |      |      |       | 71%   |      |      |
| # Results | 15        | 7   |      |      |       | 14    | 8   |      |      |       | 11     | 3    |      |      |       | 7     |      |      |

View Statistics & targets

■ Hypoglycemic  
■ Above Target  
■ Below Target  
M=Premixed A=Rapid



# Pie Chart

Patient

Report

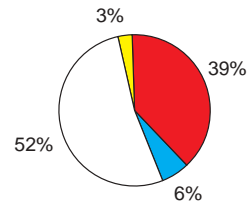
mmol/l (Plasma)

Date Range

From

To

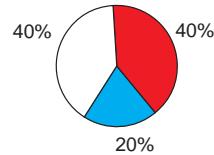
## Overall Totals



# of Results

|  |    |
|--|----|
| <span style="color: red;">■</span> Above Target    | 25 |
| <span style="color: blue;">■</span> Below Target   | 4  |
| <span style="color: white;">■</span> Within Target | 34 |
| <span style="color: yellow;">■</span> Hypoglycemic | 2  |

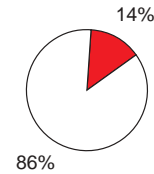
## Before-breakfast



# of Results

|  |   |
|--|---|
| <span style="color: red;">■</span> Above Target    | 6 |
| <span style="color: blue;">■</span> Below Target   | 3 |
| <span style="color: white;">■</span> Within Target | 6 |
| <span style="color: yellow;">■</span> Hypoglycemic | 0 |

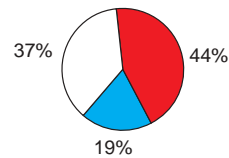
## After-breakfast



# of Results

|  |   |
|--|---|
| <span style="color: red;">■</span> Above Target    | 1 |
| <span style="color: blue;">■</span> Below Target   | 0 |
| <span style="color: white;">■</span> Within Target | 6 |
| <span style="color: yellow;">■</span> Hypoglycemic | 0 |

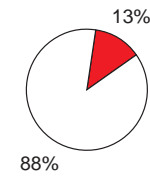
## Before-lunch



# of Results

|  |   |
|--|---|
| <span style="color: red;">■</span> Above Target    | 7 |
| <span style="color: blue;">■</span> Below Target   | 3 |
| <span style="color: white;">■</span> Within Target | 6 |
| <span style="color: yellow;">■</span> Hypoglycemic | 0 |

## After-lunch



# of Results

|  |   |
|--|---|
| <span style="color: red;">■</span> Above Target    | 1 |
| <span style="color: blue;">■</span> Below Target   | 0 |
| <span style="color: white;">■</span> Within Target | 7 |
| <span style="color: yellow;">■</span> Hypoglycemic | 0 |

# Glucose Trend

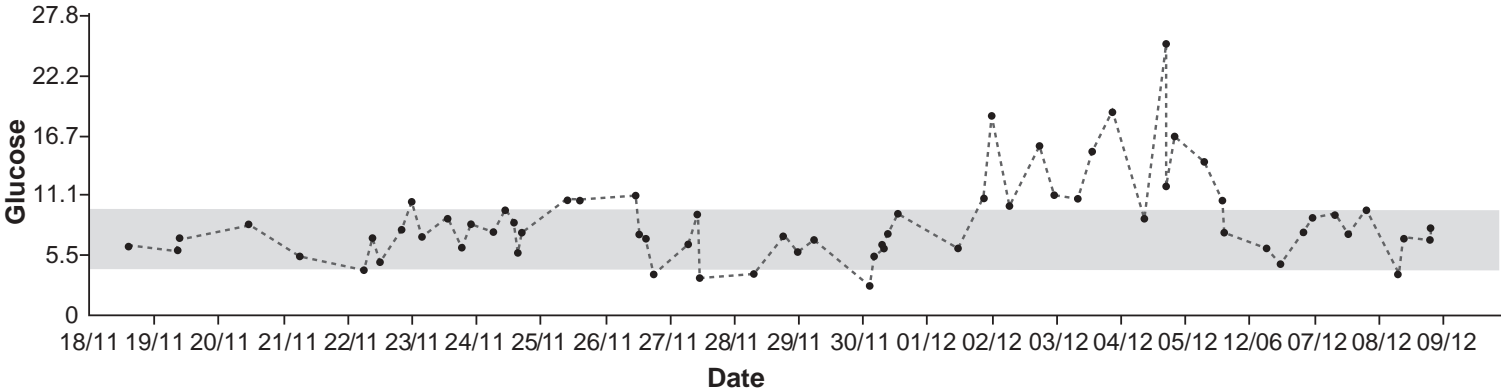
Patient  ▼

Report  ▼ mmol/l (Plasma)

Date Range  ▼

From  ▼

To  ▼



Overall Target

# Standard Day

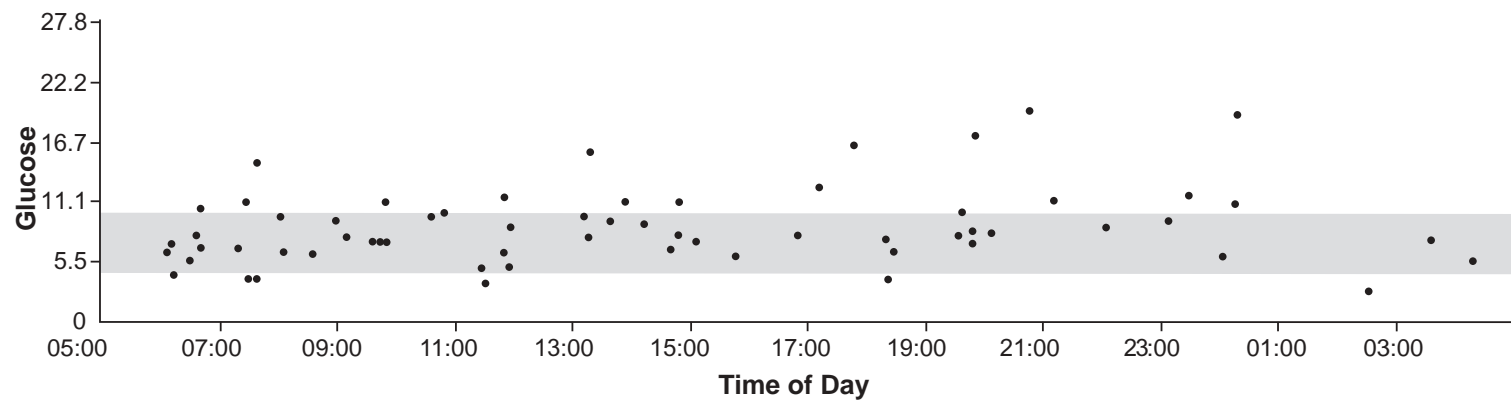
Patient  ▼

Report  ▼ mmol/l (Plasma)

Date Range  ▼

From  ▼

To  ▼



Overall Target

View Statistics & Targets

# Data List

Patient

Report  mmol/l (Plasma)

Date Range

From  To

Show Meter Serial Number

Click on a Date or Time or Comment Column to view/edit information.

| Date ▼                    | Time  | Slot             | Result Type | Value ▼ | Comments           | Status |
|---------------------------|-------|------------------|-------------|---------|--------------------|--------|
| <a href="#">8/12/2002</a> | 19:50 | Before Dinner    | Fats        | 10      |                    |        |
| <a href="#">8/12/2002</a> | 19:50 | Before Dinner    | Glucose     | 7.2     |                    |        |
| <a href="#">8/12/2002</a> | 19:50 | Before Dinner    | Carbs       | 60      |                    |        |
| <a href="#">8/12/2002</a> | 19:50 | Before Dinner    | Glucose     | 8.4     |                    |        |
| <a href="#">8/12/2002</a> | 09:38 | After Breakfast  | Glucose     | 7.3     |                    |        |
| <a href="#">8/12/2002</a> | 08:01 | Before Breakfast |             | 01:00   | Moderate, cleaning | Added  |

Hypoglycemic
  Above Target
  Below Target
  View Statistics & targets

# Health Checks

Patient

Report  mmol/l (Plasma)

Date Range

From  To

| Result Type                         | Value    | Date       |
|-------------------------------------|----------|------------|
| <a href="#">Office Visit</a>        |          | 19/11/2002 |
| <a href="#">Height</a>              | 65       | 19/11/2002 |
| <a href="#">Weight</a>              | 112      | 19/11/2002 |
| <a href="#">Blood Pressure</a>      | 129/71   | 19/11/2002 |
| <a href="#">HbA1c</a>               | 6.8%     | 19/11/2002 |
| <a href="#">Cholesterol – Total</a> | 4.3      | 19/11/2002 |
| <a href="#">Cholesterol – LDL</a>   | 2.9      | 19/11/2002 |
| <a href="#">Cholesterol – HDL</a>   | 1.2      | 19/11/2002 |
| <a href="#">Triglycerides</a>       | 1.5      | 19/11/2002 |
| <a href="#">Microalbumin</a>        | Normal   | 19/11/2002 |
| <a href="#">Ketones</a>             | Negative | 19/11/2002 |
| <a href="#">Foot Exam</a>           |          | 19/11/2002 |
| <a href="#">Eye Exam</a>            |          | 22/8/2002  |

Note: This listing includes the most recent results for each result type. Click on the result type to see past results

# Average Readings

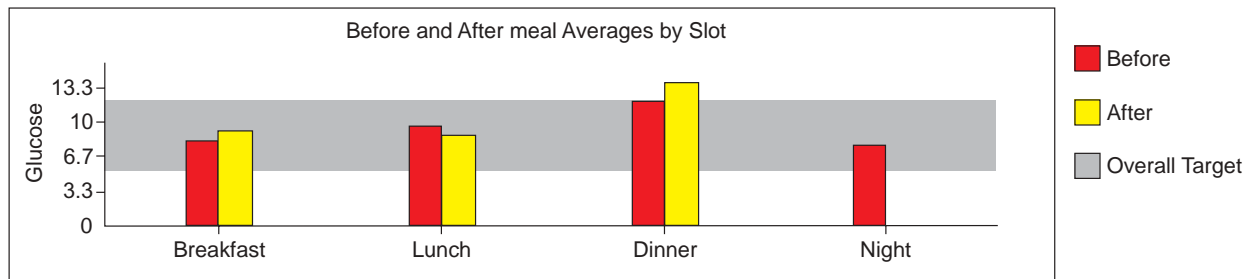
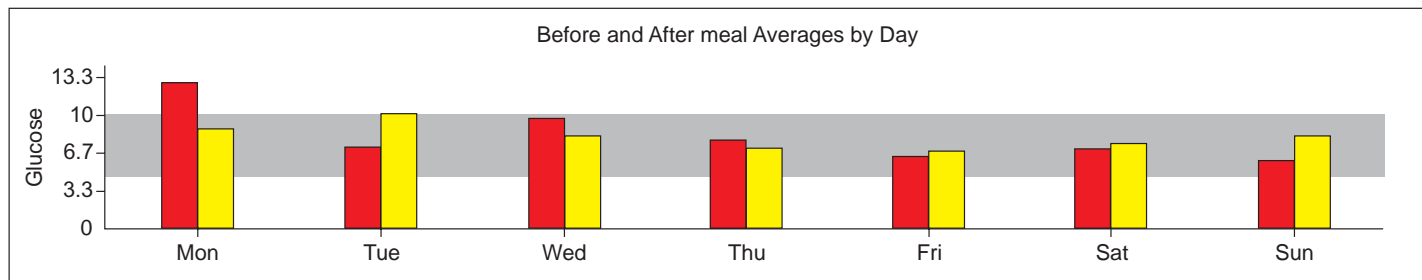
Patient

Report  mmol/l (Plasma)

Date Range

From

To



No date available for exercise glucose averages.

[View Statistics & Targets](#)

# Insulin

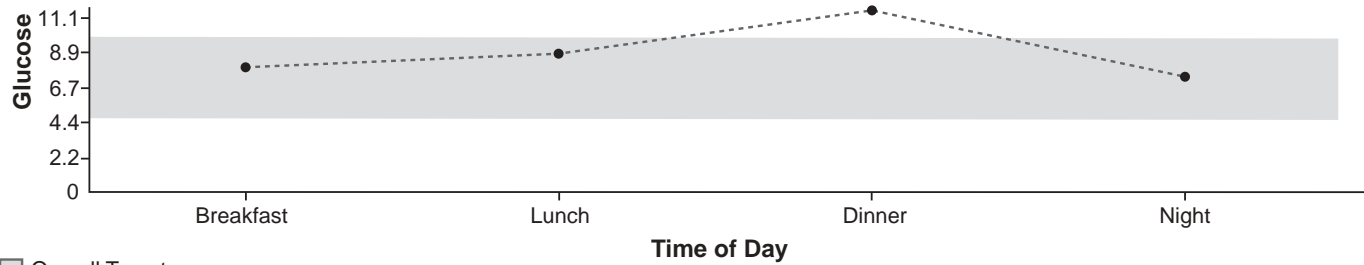
Patient

Report  mmol/l (Plasma)

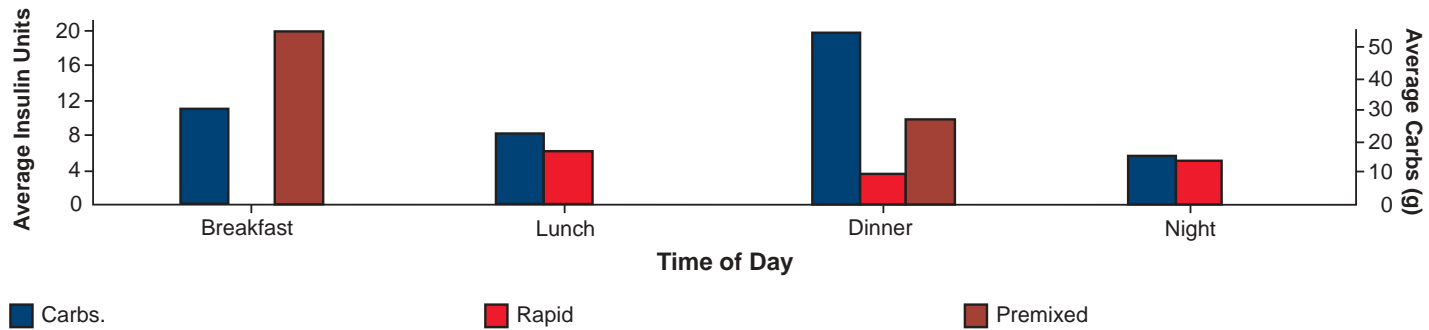
Date Range

From

To



Overall Target



# Histogram

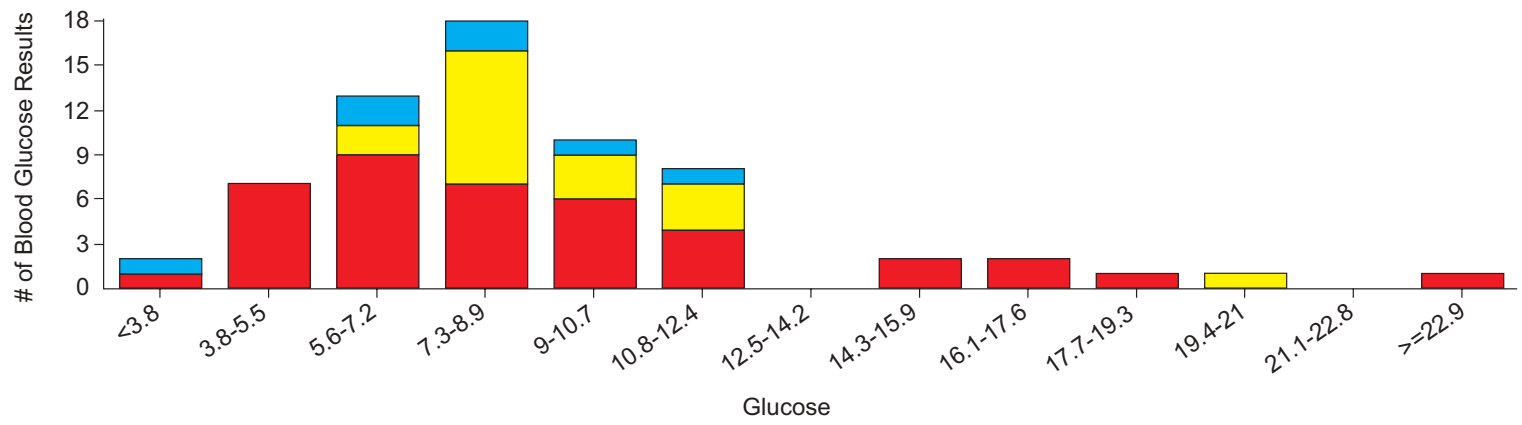
Patient

Report  mmol/l (Plasma)

Date Range

From

To



[View Statistics & Targets](#)

Before Meal       After Meal       Night

# Exception

Group by insurance BC/BS

Report Exception mmol/l (Plasma)

Date Range Since last transfer

From 18/11/2002 To 08/12/2002

| Patient ▲  | # of Readings ▼ | % Below Target ▼ | % Above Target ▼ | # Hypo ▼ | HbA1c    |           | Last Visit |            |             |
|------------|-----------------|------------------|------------------|----------|----------|-----------|------------|------------|-------------|
|            |                 |                  |                  |          | Result ▼ | Date ▼    | Dr. ▼      | Eye Exam ▼ | Foot Exam ▼ |
| 1, Art     | 52              | 35               | 42               | 10       |          |           |            |            |             |
| 3, Jenn    | 136             | 46               | 23               | 33       | 5.5%     | 11/9/2002 | 11/9/2002  | 22/8/2002  | 11/9/2002   |
| 4, Barbara | 61              | 62               | 16               | 20       |          |           |            |            |             |